



# COMPLETE

Sliding Doors and Windows

SLIDING DOORS and WINDOWS

## Parts and Repair Catalog



Florida State Licensed &  
Insured General Contractor

**CGC 1514380**

SERVING SOUTHERN, CENTRAL, AND WEST FLORIDA

[www.CompleteSlidingDoors.com](http://www.CompleteSlidingDoors.com)

Phone: 844-5-COMPLETE



## **\$150 SERVICE FEE**

What does it include?

- Wire Brush and Scrub the Tracks to Remove Dirt
- Vacuum, Lubricate, and Degrease Tracks
- Adjust Rollers
- Adjust Locks
- Remove Old Rollers
- Install New Rollers

**WARRANTY NOT INCLUDED**

**SOILED TRACKS ARE AN EXTRA CHARGE**



# Table of Contents

Handles & Locks .....	1-5
Home Security .....	6
Sash Locks .....	7-8
Weather Stripping .....	9
Snap In Glazing .....	10
Glass Replacement .....	11-12
Sliding Door Rollers .....	13-17
Balance Spring Reference Guide .....	18- 21
Eco Home Guard .....	22-23
BEAR Screen Doors .....	24
Custom Screen Doors .....	25
Frameless Shower Doors .....	26-37
Miscellaneous Price List .....	38
Repair Kit .....	39
Service Fee .....	40

# Impact Handles and Locks



- Impact Handle
- Available in White, Bronze and Black
- Locks from Inside

Part No.	Finish	Price
SGH201	White/Black/Bronze	\$150



- Impact Handle
- Available in White and Bronze
- Locks from Inside

Part No.	Finish	Price
SGH201	White/Bronze	\$150



- Non-Keyed, Non-Handed
- Door Handle has OFFSET / NOT CENTERED
- Available in White, Black, Bronze & Obsidian


Part No.	Finish	Price
C202	Blk/Brz/Wht/Obs	\$150



- Mortise Style Handle Set
- Available in White, Black & Bronze

Part No.	Finish	Price
C203	Black/White	\$150





- Available in Silver or Bronze
- Locks from Inside

Part No.	Finish	Price
SGH205	Silver/Bronze	\$150



- Impact Handle
- Available in White and Bronze
- Locks from Inside

Part No.	Finish	Price
SGH204	White/Bronze	\$150



- 3 15/16" screw to screw
- 9 3/8" in length
- Available in White, Black, and Bronze

Part No.	Finish	Price
SGH207	Blk/Brz/Wht	\$150



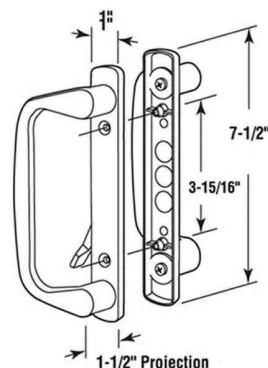
- Mortise Style Handle Set
- Available in Black

Part No.	Finish	Price
SGH208	Black	\$150



- Real Wood Pull
- Die Cast Handle and Latch Assembly
- Thumb Turn and Hold-Open Spring are Reversible (Left or Right)
- Night Latch Feature

Part No.	Finish	Price
SGH212	Black, White, Grey	\$150



- Low Profile
- Decorative Handle
- Die Cast Inside Handle, Outside Pull and Thumb Pull

Part No.	Finish	Price
C1178	White	\$150
	Stainless	\$150
	Standard	\$150



- Die-Cast Inside Handle, Outside Pull and Thumb Turn

Part No.	Finish	Price
C1224	Black	\$150
C1225	White	\$150

**\$60 With Lock**

*Ocean Royal*



Part No.	Finish	Price
C1131	Black	\$150
C1204	White	\$150





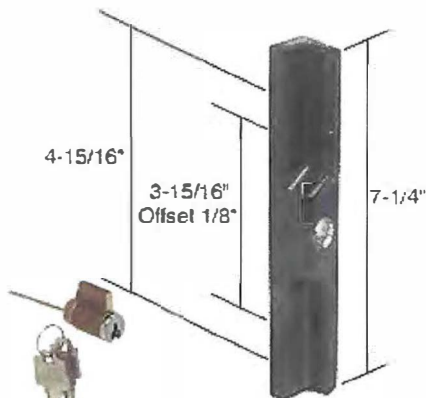
- Die-Cast Mounting Brackets
- Use on Flush Handle Sets

Part No.	Finish	Price
PDH30	Chrome	\$35
PDH30	Bronze	\$35
PDH30	White	\$35



- Mid-Latch Flush Door Handles
- Die-Cast Inside and Outside Pulls
- Stamped Steel Hook is Located Higher in the Body

Part No.	Finish	Price
PDH34	Black	\$45
PDH34	White	\$45
PDH34	Chrome	\$45



- Die-Cast outside Pull with Two Mounting Whole Patterns
- The Spacing was designed to Work with Adam rite and W&F

Part No.	Finish	Price
C1041	Black	\$95
C1120	White	\$95
C1121	Almond	\$95



- TM Lock
- Made for TM Doors, Extra Pull Handle Available
- Available in White and Black

Part No.	Finish	Price
PDH34	Black	\$150
PDH34	White	\$150

# GLASS REPLACEMENT SERVICES



## Impact Glass (Hurricane Proof)

Impact Glass goes through a silicone glazing process that keeps the glass from shattering. The outer-layer of glass may crack on impact, but a special inner-layer keeps the glass intact preventing debris from entering your home.

**Impact Glass has been engineered to meet the most stringent wind codes in the country.** It has been reviewed and accepted by the Miami-Dade County product control division, Florida Building Code, and the International Building Code.

Part No.	Size	Price
Impact Glass	36x76	\$1000
Impact Glass	46x76	\$1200
Impact Glass	36x92	\$1495
Impact Glass	46x92	\$1995

20% Up Charge for \*Low-E Glass  
10% Up Charge for Bronze or Grey Tint



## Tempered Glass (Non-Impact)

Tempered glass is a type of safety glass processed by controlled thermal or chemical treatments to increase its strength compared with normal glass. Tempering creates balanced internal stresses which cause the glass, when broken, to crumble into small granular chunks instead of splintering into jagged shards.


**\*Low-E:** Low E glass coatings work by reflecting or absorbing IR light (heat energy). The thickness of the Low E coating and the position in the window (#2 or #3 surface) dictate how the window will perform.

Part No.	Size	Price
Tempered Glass	36x76	\$800
Tempered Glass	46x76	\$1000
Tempered Glass	36x92	\$1200
Tempered Glass	46x92	\$1400

60% Up Charge for \*Low-E Glass  
10% Up Charge for Bronze or Grey Tint

**Deposit is mandatory for all orders.**





## Insulated Glass

Insulated Glass is a combination of two or more pieces of glass separated by airspacer. Insulated Glass units improve thermal performance.

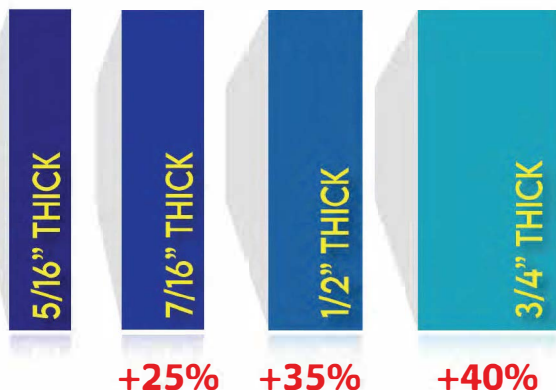
Very dry air is a poor conductor of thermal heat, an Insulated Glass provides excellent thermal insulation. Insulated Glass also reduces interior condensation in cold climates.

Airspace available in Bronze and Mill.

Part No.	Size	Price
IG Glass	36x76	\$1000
IG Glass	46x76	\$1200
IG Glass	36x92	\$1495
IG Glass	46x92	\$1995

**20% Up Charge for \*Low-E Glass**  
**10% Up Charge for Bronze or Grey Tint**

### Thickness Sizes



## Plate Glass

Plate glass, also known as sheet glass or flat glass, is a type of glass initially produced in plane form. Plate glass is commonly used for windows and glass doors.

Available in **square, rectangle, triangle and circular shapes.**

Part No.	Size	Price
Plate Glass	Under 48"	\$195
Plate Glass	48"+	\$255

**60% Up Charge for \*Low-E Glass**  
**10% Up Charge for Bronze or Grey Tint**

## Lexan / Plexi

Lexan sheets transmit 86% of the light. It is UV Stabilized and has a heat deflection temperature of 270 degrees. It is impact resistant and 3/16" thick.




**Color:** Clear and Bronze

Part No.	Size	Price
Lexan Sheet	36x76	\$350
Lexan Sheet	46x76	\$400
Lexan Sheet	36x92	\$450
Lexan Sheet	46x92	\$550

**20% Up Charge for 1/4"**



## Roller Replacement Selection




- Original Plaza Roller
- Large Nylon Wheel
- 1 Year Warranty



- Original Genuine Part
- Made for Yale Doors
- 1 Year Warranty

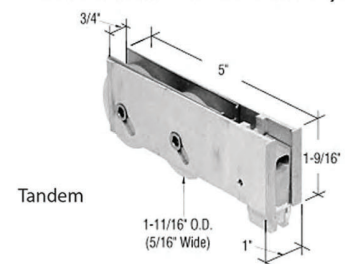
Part No.	Finish	Price
CDR195	Steel	\$65

Part No.	Finish	Price
CDR1	Steel	\$65



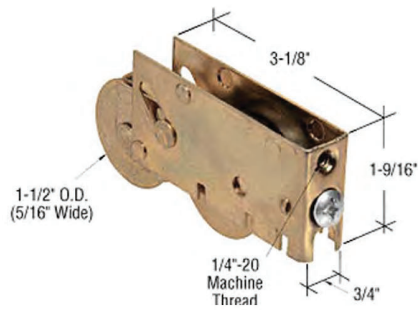
- Large Sealed Precision Wheel
- Built in Track Guide
- Original Genuine Part
- 2 Year Warranty

Also Available in Tandem Style



Part No.	Finish	Price
CDR176	Steel	\$65
CDR176T	Steel	\$75





- Steel Housing
- Strong Adjustment Screw
- Supports Heavier Weight
- **1 Year Warranty**

Part No.	Finish	Price
CDR178	Steel	\$65




- High Performance Bearing
- Smoother Operation
- Rust Resistant
- **1 Year Warranty**

Part No.	Finish	Price
CDR178	Nylon	\$55



- Sealed High Performance Bearing
- Extra Quiet
- Rust Resistant
- **3 Year Warranty**

Part No.	Finish	Price
CDR178	NPB	\$75



- Sealed High Performance Bearing
- Supports Heavier Weight
- Recommend Using with Cap Track
- **3 Year Warranty**

Part No.	Details	Price
CDR178	SSNPB	\$75



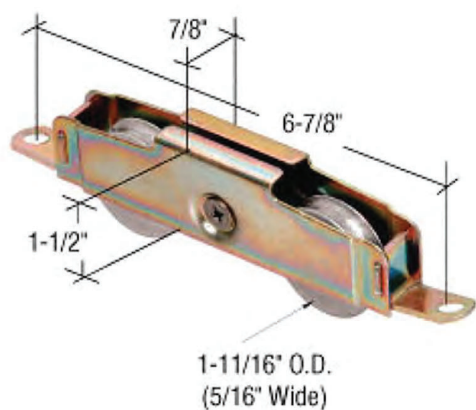
- Sealed High Performance Bearing
- Rust Proof
- Recommend Using with Cap Track
- **5 Year Warranty**

Part No.	Details	Price
CDR178	SS	\$85



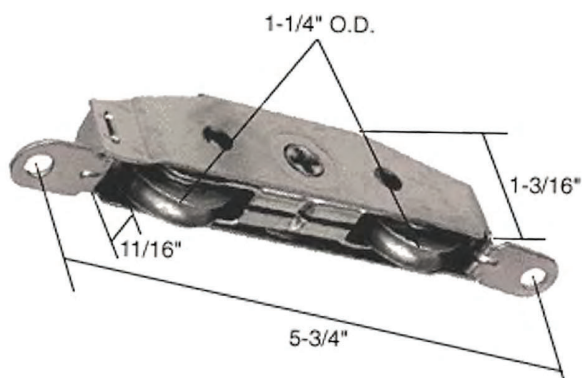
- Steel Housing
- Strong Adjustment Screw
- Supports Heavier Weight
- **2 Year Warranty**

Part No.	Details	Price
CDR231	Steel	\$65




- Steel Undermount Tandem Rollers
- **1 Year Warranty**

Part No.	Finish	Price
CDR189	Steel	\$100



- Stainless Steel Undermount Tandem Rollers
- **2 Year Warranty**

Part No.	Finish	Price
CDR189SS	Stainless Steel	\$125



- Stainless Steel Undermount Tandem rollers
- Highest Quality Roller - **Recommended**
- Larger Wheel
- **3 Year Warranty**


Part No.	Finish	Price
CDR189DD	Stainless Steel	\$150




- Sealed High Performance Bearing
- Rust Proof
- Quiet
- **1 Year Warranty**

Part No.	Finish	Price
CDR111	Steel	\$75
CDR111SS	Stainless Steel	\$85






- Fits doors from Miller Industries
- Recommend to Substitute with
- CDR111 for longery durabliity



- Steel Ball Bearings
- Fits Harcar and Many Other Doors
- **1 Year Warranty**

Part No.	Finish	Price
CDR24	Steel	\$45

Part No.	Finish	Price
CDR111S	Steel	\$65



- Precision Bearing Wheels
- Available in Steel & Stainless Steel
- **1 Year Warranty for Steel**
- **2 Year Warranty for Stainless Steel**




- Precision Bearing Wheels
- Available in Steel & Stainless Steel
- **1 Year Warranty for Steel**
- **2 Year Warranty for Stainless Steel**

Part No.	Finish	Price
CDR143	Steel	\$65
CDR143SS	Stainless Steel	\$85

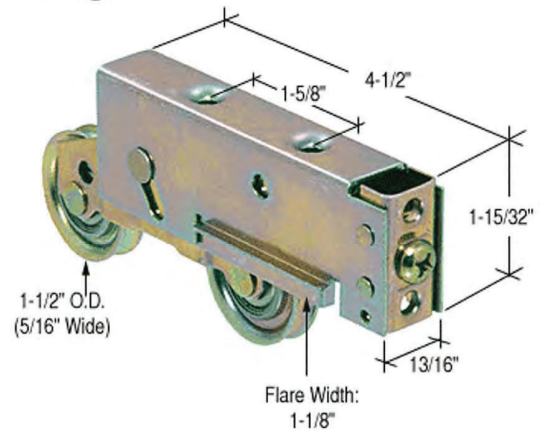
Part No.	Finish	Price
CDR254	Steel	\$65
CDR254SS	Stainless Steel	\$85

# Impact Rollers



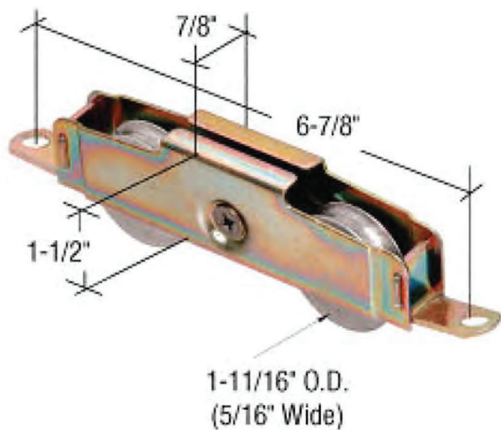
- Tall Adjustable Steel Housing
- Fits Armour Vue, Disco & Atlas Doors
- Tandem Ball Bearing Rollers
- **2 Year Warranty**

Part No.	Finish	Price
D1549	Steel	\$150



- Tall Adjustable Steel Housing
- Tandem Ball Bearing Rollers
- **2 Year Warranty**

Part No.	Finish	Price
D1924	Steel	\$150



- Tall Adjustable Steel Housing
- Tandem Ball Bearing Rollers
- TM Roller
- **2 Year Warranty**

Part No.	Finish	Price
D1607	Steel	\$150



- Sealed High Performance Bearing
- Rust Proof
- Recommend Using with Cap Track
- **5 Year Warranty**

Part No.	Details	Price
CDR178	SS	\$150



- Stainless Steel Tandem Roller
- Premium Sealed Bearing System
- 3 Year Warranty

Part No.	Finish	Price
189ssMED	Stainless Steel	\$175



- Stainless Steel Tandem Roller
- Premium Sealed Bearing System
- 3 Year Warranty

Part No.	Finish	Price
189ssXL	Stainless Steel	\$200



- Stainless Steel Tandem Roller
- Premium Sealed Bearing System
- 3 Year Warranty

Part No.	Finish	Price
231SS	Stainless Steel	\$85



- Stainless Steel Tandem Roller
- Premium Sealed Bearing System
- 3 Year Warranty

Part No.	Finish	Price
231SS	Stainless Steel	\$85



# Balance Springs

## TILT CHANNEL BALANCES

62 Series Tilt 5/8"

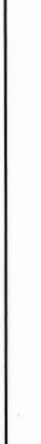
Channel Width 9/16"

Channel Depth 5/8"



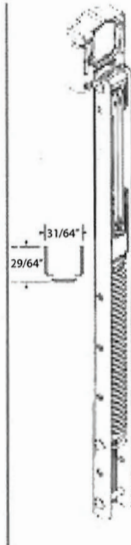
64T Series  
Tilt 3/8"

Channel Width 13/32"

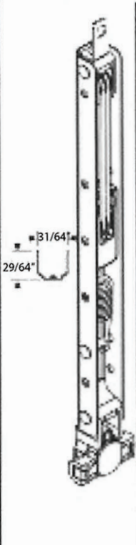


Channel Depth 3/8"

64B Series  
Ribbed Balances



64-841 Series  
Ribbed Inverted




62A Series Tilt  
Ribbed Balances



• These Balances are designed to fit into Vinyl Jamblers

End View of Channel Shape Ribbed Balances

62FC Series



• Most Commonly used on Vinyl Windows. However, Several Manufacturers use in Aluminum Windows.

62-716 Series  
Inverted  
1/2 Wide x  
1/2 Depth



## TILT CHANNEL BALANCES

## OVERHEAD BALANCES

62-766 Series  
Inverted  
1/2 Wide x 1/2 Depth




62 Series

Channel Depth 1/2"



62W Series  
Overhead Balances

• Used Primarily on West Cost by International and Other Manufacturers.



62DV Series  
Devac Balances

• Available in Single and Double Spring Channel



62V Series  
5-1 Overhead Balances

• Original Design used with Cable. New Design uses Decron® Cord

Channel Height 13/16"

Channel Width 9/16"

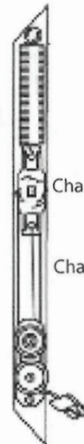


60B Series  
Bantam Balances

• One of the First Overhead Balances

• Used Primarily by Berswinger

• Not Commonly Used



Channel Height 5/8"

Channel Width 9/16"

**\$45 Each for Non-Impact**  
**\$120 Each for Impact**

## NON-TILT SIDE LOAD CHANNEL BALANCES

### 60 Series Non-Tilt 5/8"

- Used in Aluminum Windows Since 1960's
- Must Always have Top and Bottom Guide Attached



### 60A & 60AX Series Invisible Balance


- Mounted in the Side of the Window Sash.
- Original used Wire Cable No Longer Available.

New Style uses Dacron Cord

"A" Type is Single Spring  
"AX" Type is Double Spring



### 60P Series Non-Tilt




PEACHTREE

### 60G Series Non-Tilt

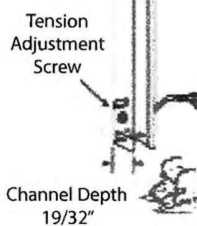


### 61 Series Non-Tilt

Channel Width 5/8"



- This is a Variation of the Original 60-Series. It has a Hemmed Edge an in Most Cases has an Adjustment Screw.



## NON-TILT SIDE LOAD CHANNEL BALANCES

## TILT CHANNEL BALANCES

### 62R Series Non-Tilt



RUSCO

### 64 Series Non-Tilt 3/8"

Channel Depth 13/32"


- 3/8" Version of the 60-Series
- Must Always Have Top and Bottom Guide Attached



Channel Width 3/8"

### 57 Series Non-Tilt

Special Order Non-Returnable Balance has 2 Internal Springs



### 58 Series Non-Tilt

Special Order Non-Returnable Balance has 4 Internal Springs



Both 57 & 58-Series are used for Weight Ranges above 60-Series Capacity. Primarily used on Heavy Duty Commercial Windows.

### 61T Series Non-Tilt



### 61TI Series Non-Tilt



SILVERLINE

**\$45 Each for Non-Impact**  
**\$120 Each for Impact**



## TILT AND NON-TILT BALANCES

85 Series Tilt 5/8"

- Most Popular Spiral Tilt in the Industry
- Used in Aluminum and Vinyl Windows
- Has 2 Pins at End of Rod
- Metal Tube



85M Series Tilt 5/8"



85Z Series Pre-Tensioned Tilt 5/8"



85-P Series Tilt 5/8"

- Similar to 85 Series but it's Covered with Plastic Tube
- Black, Gray or White Cover.



83 Series Tilt 3/8"

- Metal Tube
- Available in Black & White



83-P Series Tilt 3/8"

- Similar to 83 Series but Covered with Plastic Tube
- White, Black or White Cover



84 Series Pnuelift

- Pneumatic for Commercial Applications
- Gas Filled Balance
- Can Extend Weight Range to Over 100 lbs. with 4 Balances per Sash.
- Also Available in 20-1/4" Length Version as 84S Series



89 Series Non-Tilt 5/8"

- Wood Windows
- White Tube



88L Series Tilt or Non-Tilt

- Commercial Grade Heavy Duty up to 100 lbs.
- Reduces Lifting by over 50%. Excellent for Schools, Nursing Homes, Hospitals, Etc..
- By Utilizing 88-500 Bracket, Balance can be made Non-Tilt.
- Gray Plastic Cover



88LL Series Tilt & Non-Tilt

- Commercial Grade Heavy Duty for Weight Ranges up to 140 lbs.
- Gray, Black or White Cover.



88SL Series Tilt & Non-Tilt



89W Series

- White Plastic Tube
- Special Order Item
- Also Need Sash Weight & Glass Height



70 Series Non-Tilt 5/8"

- Metal Tube
- Used in Both Wood and Aluminum Windows



76 Series Non-Tilt 3/8"

- Metal Tube
- Used in Aluminum Windows



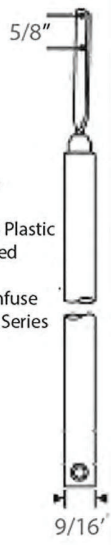
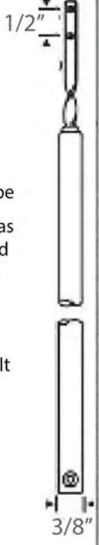
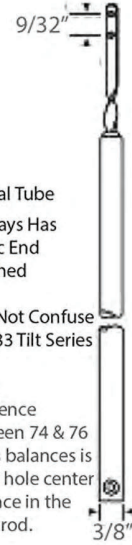










*\*Special Order\**  
*\*6-7 weeks for Delivery\**

**\$65 Each for Non-Impact**  
**\$120 Each for Impact**

\* Available in 3/8" and 5/8" Diameter. 15" - 33" inches (1 inch increments)\*



## TILT AND NON-TILT BALANCES CONTINUED

72 Series Non-Tilt	74 Series Non-Tilt	75 Series Non-Tilt	78A Series Non-Tilt 3/8"	78B Series	78C Series	
						
<ul style="list-style-type: none"><li>• Metal Tube</li><li>• Always Has Plastic End Attached</li><li>• Do Not Confuse with 85 Tilt Series</li></ul>	<ul style="list-style-type: none"><li>• Metal Tube</li><li>• Always Has Plastic End Attached</li><li>• Do Not Confuse with 83 Tilt Series</li></ul>	<ul style="list-style-type: none"><li>• Metal Tube</li><li>• Always Has Plastic End Attached</li><li>• Do Not Confuse with 83 Tilt Series</li></ul> <p>Note: Difference between 74 &amp; 76 Series balances is in the hole center distance in the spiral rod.</p>	<ul style="list-style-type: none"><li>• Plastic Tube</li></ul>	<ul style="list-style-type: none"><li>• Plastic Tube</li></ul>	<ul style="list-style-type: none"><li>• Plastic Tube</li></ul>	
78SL Series	78M Series	80SL Series	80 Series Non-Tilt	80A Series Non-Tilt	80B Series Non-Tilt	Type M Series 13/16"
						
<ul style="list-style-type: none"><li>• Plastic Tube</li></ul>	<ul style="list-style-type: none"><li>• Metal Tube</li></ul>	<ul style="list-style-type: none"><li>• Plastic Tube</li></ul>	<ul style="list-style-type: none"><li>• Grey Plastic Tube</li></ul>	<ul style="list-style-type: none"><li>• Grey Plastic Tube</li></ul>	<ul style="list-style-type: none"><li>• Black Plastic Tube</li></ul>	<ul style="list-style-type: none"><li>• Old Style has Metal Tube, Now Only Plastic Tube Available</li><li>• Gray Plastic Tube</li></ul>

**\$65 Each for Non-Impact**  
**\$120 Each for Impact**

\* Available in 3/8" and 5/8" Diameter. 15" - 33" inches (1 inch increments)\*

# Eco Home Guard

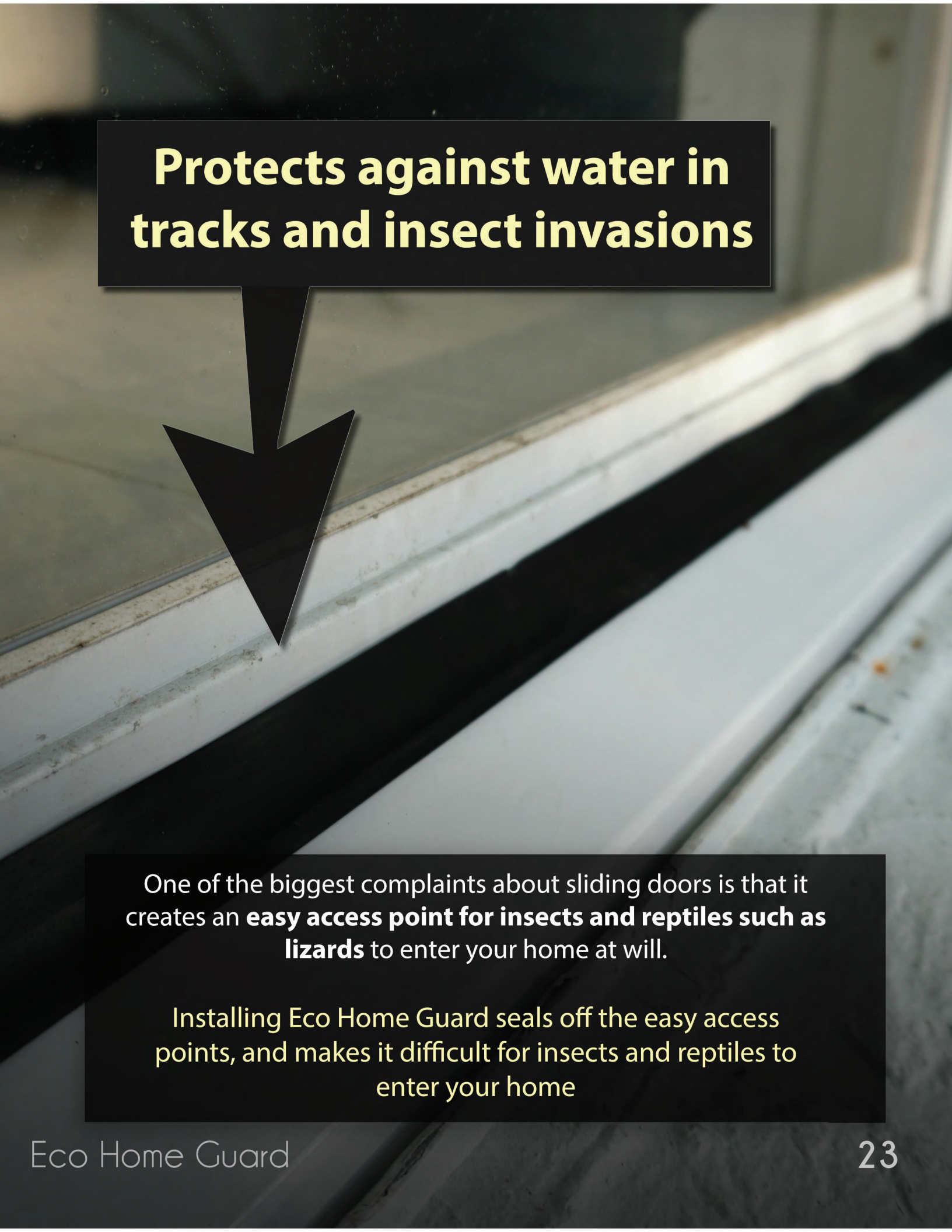
Our patented sliding door threshold system “Eco Home Guard” solves many household problems. Its design provides a seal against your sliding door and its shape deflect wind from entering your home while still allowing your door to roll freely.



## NO WATER OR INSECT PROTECTION

“Eco Home Guard” also protects against water intrusion and insect invasions. Adding this product to your sliding door will drastically reduce the heat exchange taking place. It's a win-win for your home, environment and wallet.





## Protects against water in tracks and insect invasions

One of the biggest complaints about sliding doors is that it creates an **easy access point for insects and reptiles such as lizards** to enter your home at will.

Installing Eco Home Guard seals off the easy access points, and makes it difficult for insects and reptiles to enter your home





**We offer the best screens in the business.**

**Starting at \$395**

**Screen Doors come with 1 Handle**

**Astrigal** (*if needed*)

**1 Bug Sweep**

**Extra handle cut outs cost \$25 each**

**Oversized Screens Start at \$495**

(Larger than 90" or wider than 40")



**Proudly Made in U.S.A**

Limited Lifetime Warranty on Frame






## ***We Also Offer:***

Phantom Screen Doors: **\$500 and up**


Box/Plaza Screen Doors: **\$500 and up**

## ***Rescreens***


**Before**




**After**




**Types of Screen**



Pet Screen (Heavy Duty)



Standard (18/14)



Insect Mesh (20/20)

Part No.	Description	Size 1/Price	Price
Re-Screen	Pet Screen	36"x94" / \$95	37" & Up \$120
Re-Screen	Fine Mesh	36"x94" / \$95	37" & Up \$120
Re-Screen	Standard Screen	36"x94" / \$95	37" & Up \$120
Re-Screen & Roller Pkg	Standard Screen & Rollers	\$150	N/A
Shutter Removal	Labor Charge (1 Unit)	\$125	N/A

# New Installation Pricing for *PGT Winguard 770 SGD*

*Square Inches to Foot Conversion* **width x height ÷ 144**

<b>Dimensions</b>	<b>Config</b>	<b>9/16" Pricing</b>	<i>Upcharge for Black Frames</i>
60x80	XX	\$4,658.00	\$1300
72x80	XX	\$5,086.00	\$1500
106x80	XXX	\$8,342.00	\$2200
140x80	XXXX	\$11,380.00	\$3000
188x80	XXXX	\$13,326.00	\$3800


<b>Dimensions</b>	<b>Config</b>	<b>9/16" Pricing</b>	<i>Upcharge for Black Frames</i>
60x96	XX	\$5,456.00	\$1500
72x96	XX	\$5,952.00	\$1600
106x96	XXX	\$9,872.00	\$2400
140x96	XXXX	\$13,506.00	\$3200
188x96	XXXX	\$17,096.00	\$4100

Standard Pricing is for White or Bronze frames only.

<b>Installation Charges</b>	<b>Per Panel</b>	<b>Per Window</b>
Comercial Installation	\$2000	\$1000
Residential Installation	\$1000	\$500
2nd Story+	(+500)	(+250)



# New Installation Pricing for *PGT Winguard French Doors*



## **FD750** (*Comes with Hardware*)

<b>Dimensions</b>	<b>7/16" Pricing</b>	<i>Upcharge for Black Frames</i>
31 x 79 3/4	\$3,694.00	\$660
37 x 79 3/4	\$4,116.00	\$660
31 x 95 3/4	\$4,244.00	\$660
37 x 95 3/4	\$4,748.00	\$660

## **FD101H** (*No Hardware Included*)

<b>Dimensions</b>	<b>3/8" Pricing</b>	<i>Upcharge for Black Frames</i>
31 x 79 3/4	\$2,626.00	\$660
37 x 79 3/4	\$2,952.00	\$660
31 x 95 3/4	\$3,056.00	\$660
37 x 95 3/4	\$3,442.00	\$660

*Square Inches to Foot Conversion* **width x height ÷ 144**



# FRAMELESS SHOWER DOORS

If you're trying to transform an uninspired bathroom into your personal luxurious spa, we can make your dreams come true. We offer several frameless shower door selections at affordable prices. Complete provides free estimates and the best prices in the business.

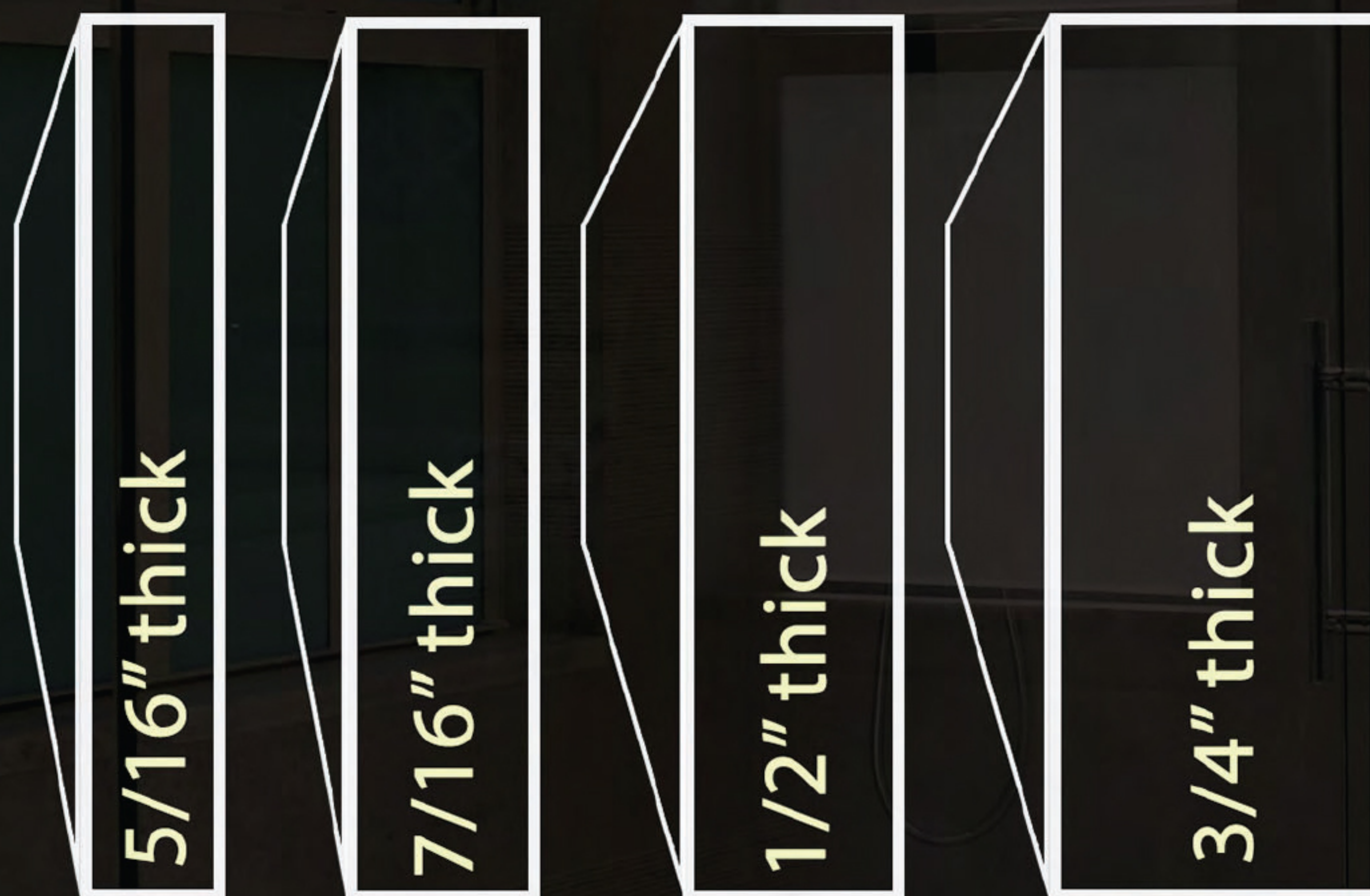
## Thickness Sizes

**\$250**

Old Shower Removal

**\$250**

New Shower Installtion



## Upgrade Options:

**Tinted/Frosted Glass: +12.5%**

**Low-E Glass: +20%**

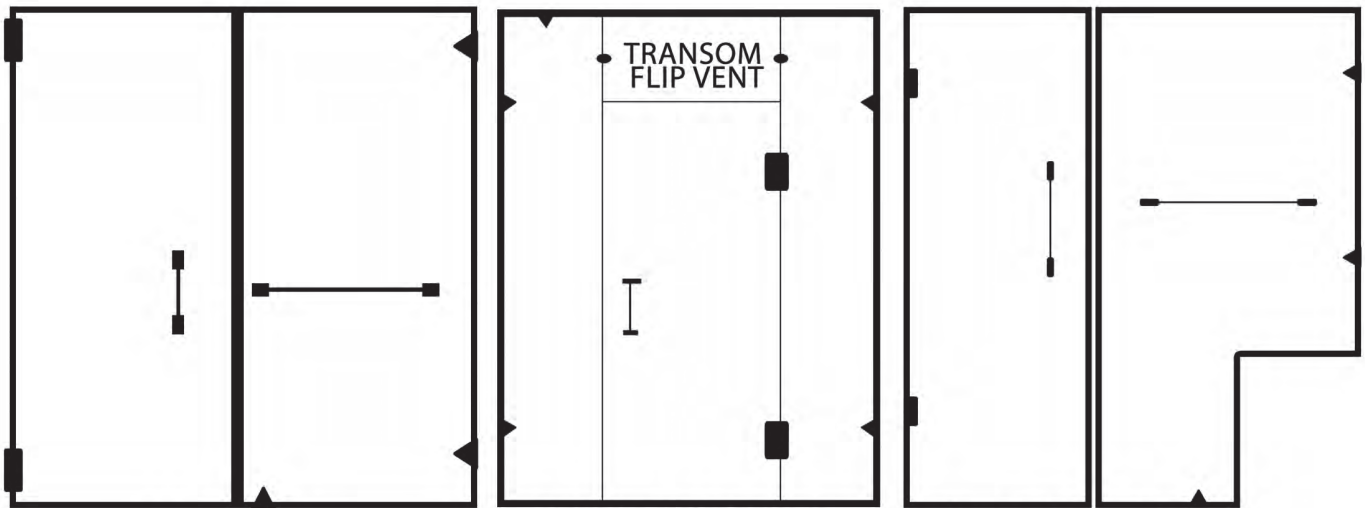
**Grids: +10%**

**Stainless Steel Hardware: +\$50 per panel**

(only available on sliding doors)



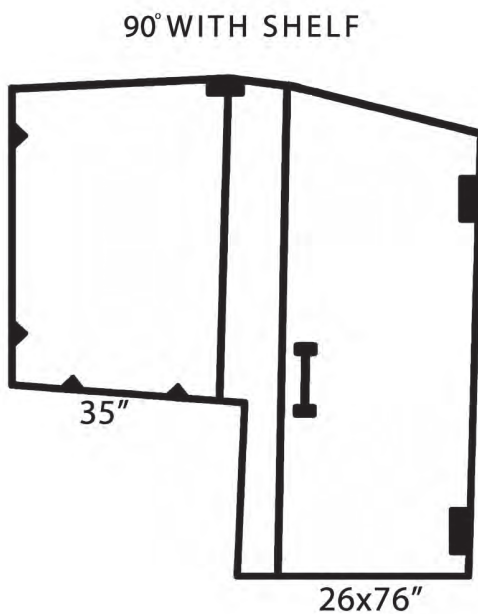
## Standard Sizes



180° (60x76)

180 FLOOR TO CEILING  
W/ TRANSOM (76x96)

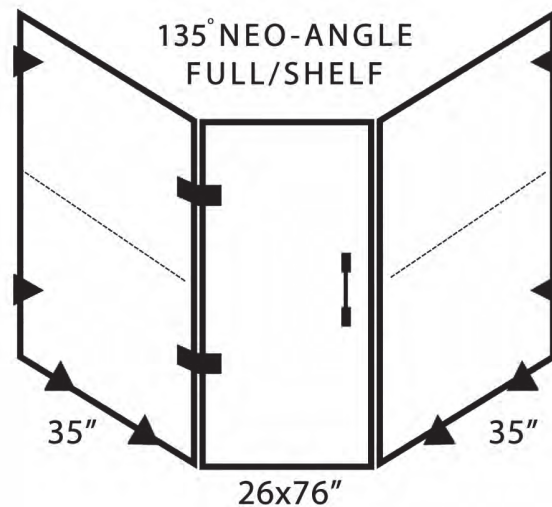
180 WITH SEAT (80x76)



90° WITH SHELF

35"

26x76"



135° NEO-ANGLE  
FULL/SHELF

35"

26x76"





**90° (With Seat)**  
**\$2,900**

**Chrome Hardware &  
UV Sealed Joints Shown**





**180°**  
**\$1,630**

**Oil Rubbed Hardware &  
Ladder Pull Handle Shown**



# 135° NEO-ANGLE

## \$3,000



Brass Hardware Shown



A walk-in shower with a glass door and brushed nickel hardware. The walls are covered in large, rectangular, light-colored stone tiles. A horizontal mosaic tile band runs across the middle of the wall. The floor is covered in small, round, pebble-like tiles. A showerhead is mounted on the right wall. A towel bar is mounted on the left wall. A granite countertop and a toilet are visible in the foreground.

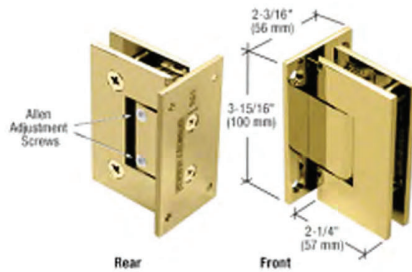
# Serenity

## \$2,090


**Brushed Nickel with  
Handle/Towel Bar Combo**




# Shower Door Hardware Options



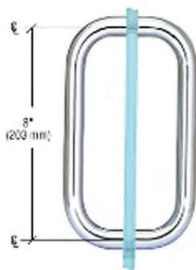
**Brass Hinge**  
+\$30 each




**Antiqued or  
Oil Rubbed**  
+\$45 each



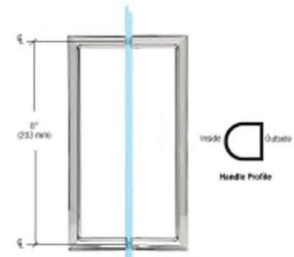
**Spider Hinges**  
+\$220 each  
(only chrome &  
brushed nickel available)



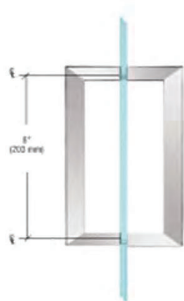
**Standard Handle**  
**included**  
(add charges above  
for special colors)



**10" Sculpture Handle**  
+\$220 each  
(includes all available  
colors)



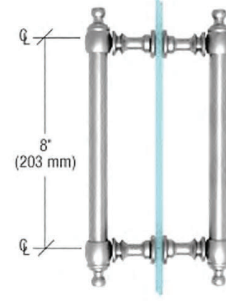
**Square Round Front**  
+\$95 each  
(polished, satin,  
and brass only)



**Mitered Handle**  
+\$65 each  
(polished, satin,  
and brass only)



**Ladder Pull**  
+\$149 each  
(all colors available)



**Colonial Handle**  
+\$186 each  
(polished, satin, and  
brass only)



# Towel Bars



**Standard Towel Bar**  
+\$75 each  
(all colors available)  
Combo +\$25



**Standard Towel Bar Combo**  
+\$100 each  
(all colors available)  
Combo +\$25



**Crescent Towel Bar**  
+\$100 each  
(all colors available)  
Combo +\$25



**Victorian Towel Bar**  
+\$202 each  
(antique colors available)  
Combo +\$25



**Colonial Towel Bar**  
+\$212 each  
(all colors available)  
Combo +\$25



**Ladder Pull Towel Bar**  
+\$112 each  
(all colors available)  
Combo +\$25

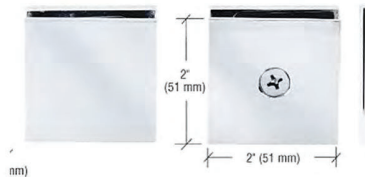


**Square Towel Bar**  
+\$212 each  
(all colors available)  
Combo +\$25

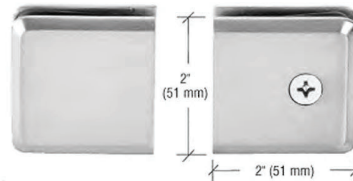


**Mitered Towel Bar**  
+\$148 each  
(all colors available)  
Combo +\$25

# Clips



**Standard Clip**  
**included**  
(all colors available)



**Beveled Clip**  
+\$12 each  
(all colors available)



Neo-Angle Before



Neo-Angle After



Serenity Before



Serenity After









Serenity Before



Serenity After



Neo-Angle Before



Neo-Angle After





# MISCELLANEOUS PRICE LIST

## **Sealant**

Sealant with Backer Rod  
Sealant Frame to Frame  
Sealant Frame to Stucco

## **Price (by linear foot)**

\$7 LF  
\$7 LF  
\$7 LF

## **Plaza Screen Doors w/ Handles or Box Screens**

### **Size**

up to 48x80  
up to 48x110  
Astrigals

### **Price**

\$500  
\$550  
\$50

## **Screen Door Repair**

Rollers  
Rescreen / Pet Screen additional \$25  
Rescreen/ Roler Package

### **Price**

\$12 ea.  
\$100 (Labor Included)  
\$150 (Labor Included)

## **Plaza/Box Screen Door Repair**

Lock Replacement  
Rescreen  
Rollers  
Rescreen/Roller Package

### **Price**

\$95  
\$100 (Labor Included)  
\$25 ea.  
\$150 (Labor Included)

## **Window Repair Square Balance Springs**

Less than 40 lbs.  
Sash Guides  
DS Balance or Over 40 lbs.  
Window Locks

### **Price**

\$45 ea.  
\$5 ea.  
\$75 ea.  
\$15 ea.

## **Window Repair Round Balance Springs**

3/8 Round  
5/8 Round  
Unique/Impact  
Tilt Block  
Crows Feet  
Sash Guides  
Locks

### **Price**

\$40 ea.  
\$50 ea.  
\$90/\$125 ea.  
\$15 ea.  
\$7 ea.  
\$5 ea.  
\$15 ea.





## Sliding Door Maintenance Kit

Maintaining your sliding glass doors is very important. By using the right tools and with regular maintenance you can extend the life of rollers by years!

We have taken the leg work out and can supply you with the right tools for the job in a package deal!

Includes:



Wire Brush x2



Wax Spray x1

**Purchase TODAY for Only \$20**



## **\$150 SERVICE FEE**

What does it include?

- Wire Brush and Scrub the Tracks to Remove Dirt
- Vacuum, Lubricate, and Degrease Tracks
- Adjust Rollers
- Adjust Locks
- Remove Old Rollers
- Install New Rollers

**WARRANTY NOT INCLUDED**

**SOILED TRACKS ARE AN EXTRA CHARGE**





## MAINTENANCE CONTRACTS

Complete Sliding Doors & Windows will perform the following service to existing sliding glass and screen door rollers and tracks on a quarterly basis:

- Wire brush and scrub the tracks to remove dirt
- Wire brush to remove metal spurs in the tracks
- Clean and lubricate header and track

Quarterly is defined as every three (3) months. The price includes that the doors will be serviced (4) times per year. The first appointment is the date of commencement.

*Ask technician for additional details.*

**Cleaning soiled tracks will be an additional fee.**



**Complete Sliding Doors and Windows** has the ability to provide condominiums and hotels with a quick and efficient repair process; lessening of the down time of rooms and the nuisance of having workers on the property. Our team can repair over 100 sliding doors and/or windows per day. We also provide semi-annual maintenance/service contracts to keep your doors and windows working smoothly year round.

## Just a Few Previously Pleased Customers

